



Cooking Range Line thermaline 90 Full Module Electric Chargrill, 1 Side - Marine USPHS only M2M

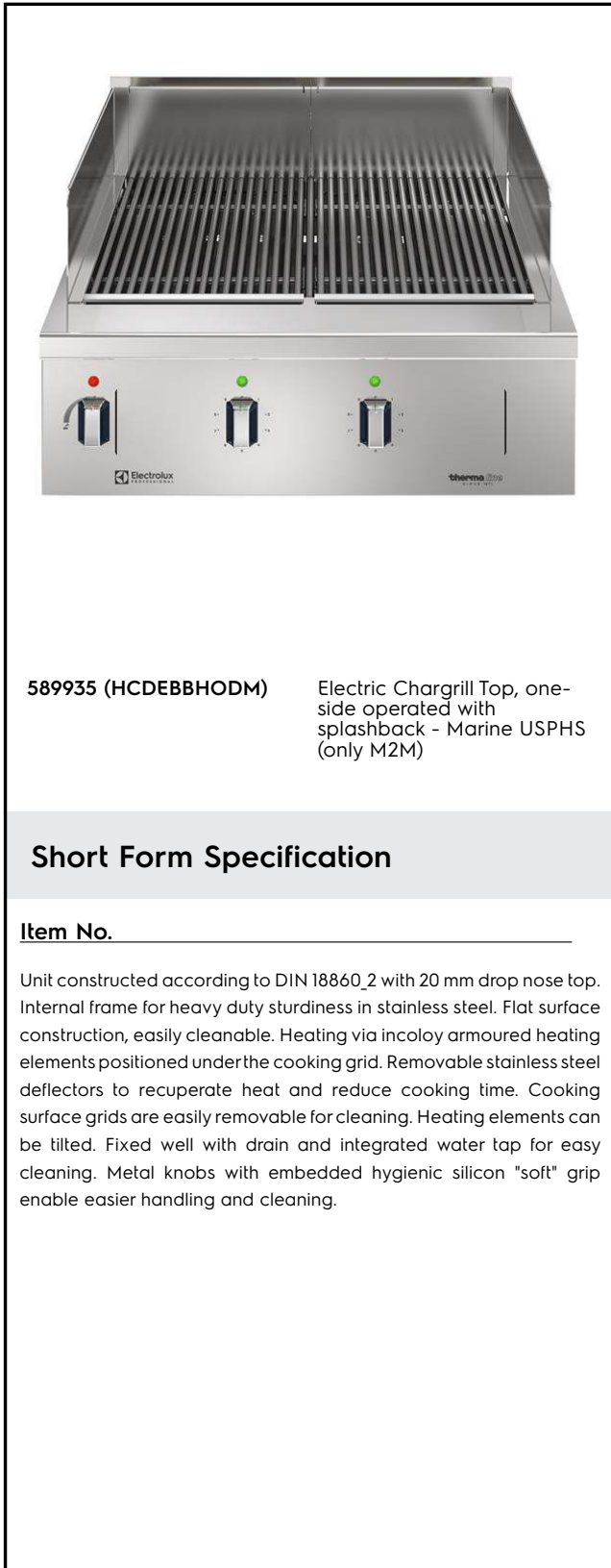
ITEM # _____

MODEL # _____

NAME # _____

SIS # _____

AIA # _____



589935 (HCDEBBHODM) Electric Chargrill Top, one-side operated with splashback - Marine USPHS (only M2M)

Short Form Specification

Item No. _____

Unit constructed according to DIN 18860_2 with 20 mm drop nose top. Internal frame for heavy duty sturdiness in stainless steel. Flat surface construction, easily cleanable. Heating via incoloy armoured heating elements positioned under the cooking grid. Removable stainless steel deflectors to recuperate heat and reduce cooking time. Cooking surface grids are easily removable for cleaning. Heating elements can be tilted. Fixed well with drain and integrated water tap for easy cleaning. Metal knobs with embedded hygienic silicon "soft" grip enable easier handling and cleaning.

Main Features

- All major components may be easily accessed from the front.
- Stainless steel high splash guards on the rear and sides of cooking surface.
- Metal knobs with embedded hygienic "soft-touch" grip for easier handling and cleaning. The special design of the controls prevents infiltration of liquids or soil into vital components.
- IPX6 water protection.

Construction

- Internal frame for heavy duty sturdiness in 1.4301 (AISI 304).
- 3mm top with 3 mm reinforcement in 1.4301 (AISI 304).
- Unit constructed according to DIN 18860_2 with 20 mm drop nose top and 120 mm recessed plinth.

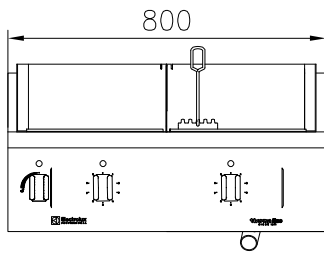
Included Accessories

- 1 of Scraper for HP electric Chargrill - Marine USPHS PNC 913712

APPROVAL: _____



Front

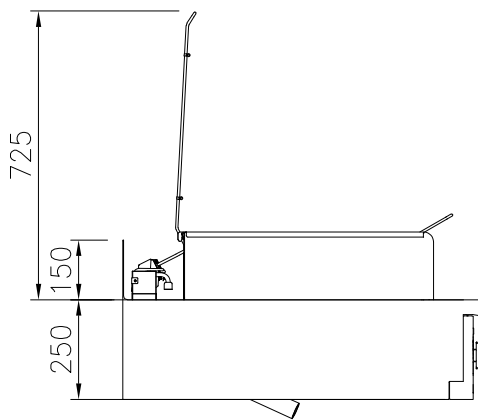

Electric

Supply voltage:	440 V/3 ph/60 Hz
Electrical power, max:	10.8 kW
Total Watts:	10.8 kW

Key Information:

External dimensions, Width:	800 mm
External dimensions, Depth:	900 mm
External dimensions, Height:	250 mm
Net weight:	90 kg
Configuration:	One-Side Operated;Top
Grid dimensions:	705 mm

Side



- D = Drain
- EI = Electrical inlet (power)
- EQ = Equipotential screw
- WI = Water inlet

Top

